

# National Identification Number for Health facilities of India (NIN-2-HFI)

## Overview

National Identification Number (NIN) for Health facilities of India is a random 10-digit number generated for each facility and will be unique within India. NIN is generated on the basis of LUHN algorithm where the last digit is the checksum and the rest nine digit are the random number generated. In order to identify the geographic location of the health facility, attributes like state, district, taluka, village based on MDDS (Meta Data & Data Standards) codes will be attached to NIN.

The Centre for Health Informatics has been appointed as a Nodal Agency for implementing NIN-2-HFI in India. This portal is developed to confirm and verify the existence of the facility and its attributes. Once base data is verified, NIN will be permanent for that Health Facility and subsequently all the Health Applications will use NIN in their databases to ensure interoperability among applications.

## NIN-Portal Description

The NIN Portal has first page as the login page. Only State Nodal officer and District users (One for each district) can access this application with help of the user credential provided to the state Nodal officer from National Coordination Unit, Centre for Health Informatics, New Delhi. These users have been assigned to verify and confirm the facility existence and other details as per the facility format. **(For any other clarification or technical issue, users are requested to contact the National Coordination Unit).**

1. **Role of District Officer:** First of all, the district officer should confirm the existence of Health Facility and its attributes as per the format.

The district user can do the following activities:

- I. **Confirm the Health Facility.**
- II. **Verification and Modification of Health Facility attributes, i.e. Name, Address, Mobile no., etc.**

2. **Role of State Nodal Officer:** After the verification at District level by the district officer, the State Nodal Officer should confirm the verification of the Health Facility and its attributes.

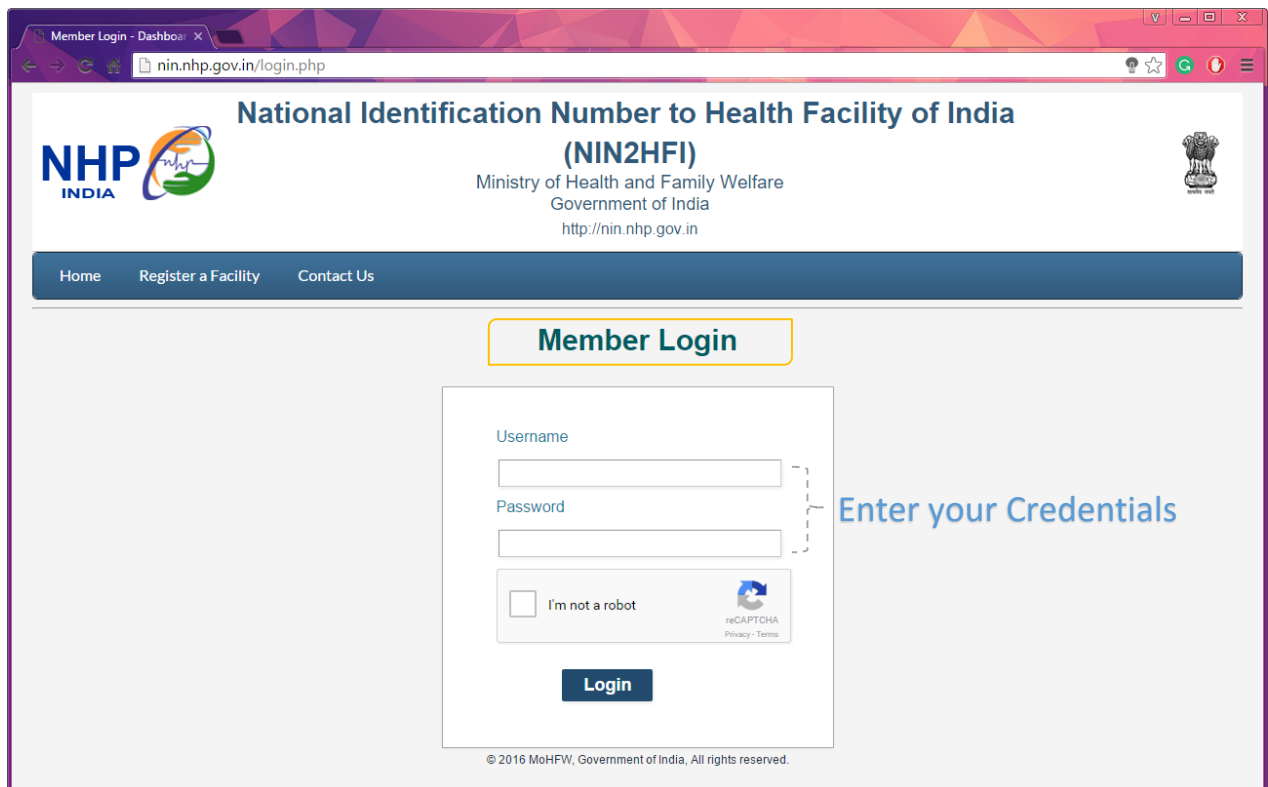
The State Nodal Officer can do the following activities:

- I. **Verification of the Health Facility and its attributes, Confirmed by the District Officer**
- II. **And, if required deletion of confirmed Health facility and its attributes by the District Officer**

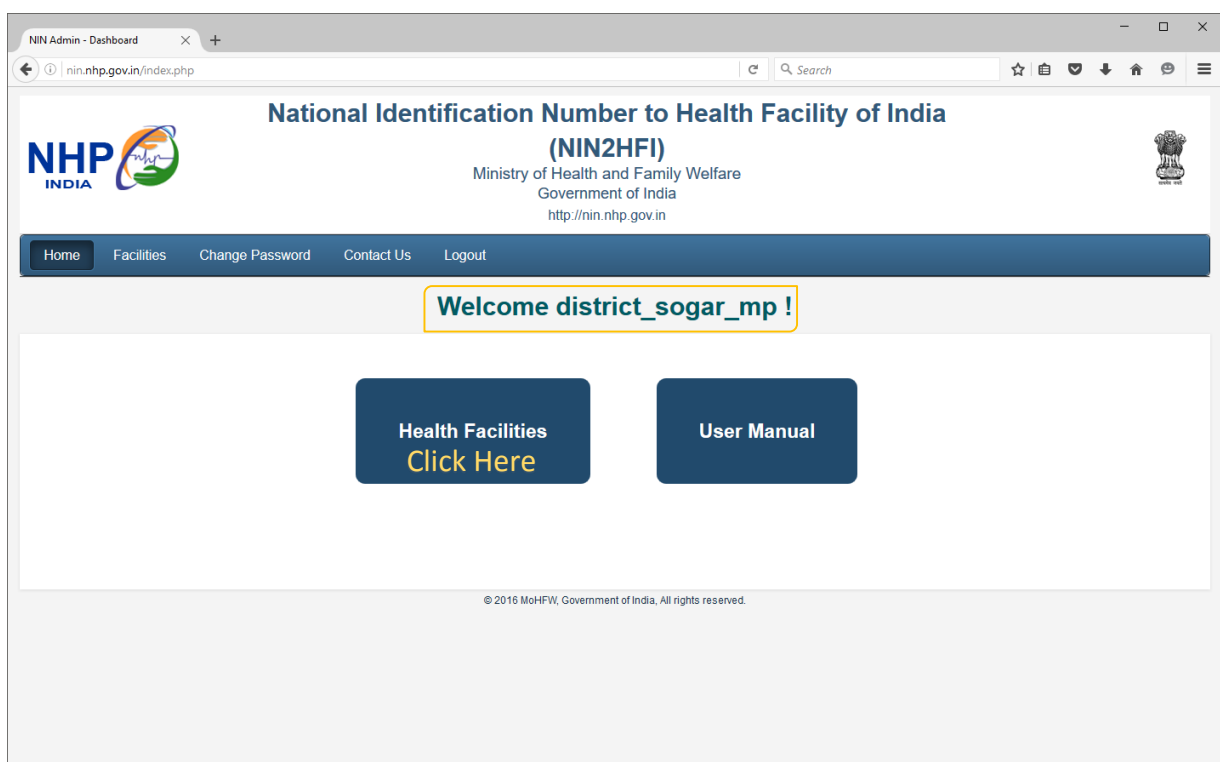
## Steps for verification of NIN by District Officer:

Below shown screenshot is the login page: -

**Step 1:** Login Page enter your User Credentials.



**Step 2:** Welcome Page



**Step 3:** This module will be used by **District** users. Here the selection of **Taluka** or **Health Block** is mandatory.

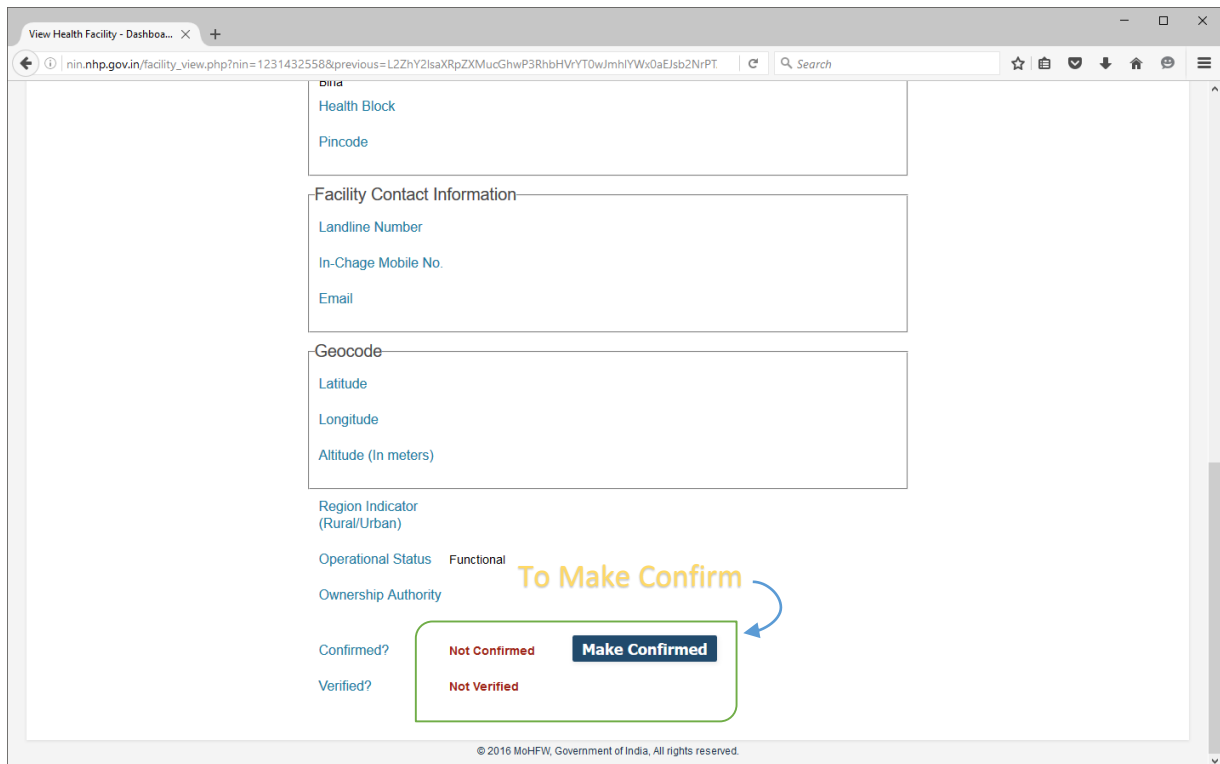
SrNo.	Facility Name	NIN-2-HFI	State	District	Taluka	Block	Facility Type	Status	View	Edit
1	PHC Pataua	1212577611	Madhya Pradesh	Sagar	Banda	Banda	Primary Health Centre	Not Confirmed and Not Verified	Full Detail	Edit
2	SHC Hanota Patkui	1222413328	Madhya Pradesh	Sagar	Banda	Banda	SubCentre	Not Confirmed and Not Verified	Full Detail	Edit
3	SHC Pajnari	1377368467	Madhya Pradesh	Sagar	Banda	Banda	SubCentre	Not Confirmed and Not Verified	Full Detail	Edit
4	SHC Naindhara	1888361464	Madhya Pradesh	Sagar	Banda	Banda	SubCentre	Not Confirmed and Not Verified	Full Detail	Edit
5	SHC Bineka	2463687182	Madhya Pradesh	Sagar	Banda	Banda	SubCentre	Not Confirmed and Not Verified	Full Detail	Edit
6	SHC Patauaa	2728443363	Madhya Pradesh	Sagar	Banda	Banda	SubCentre	Not Confirmed and Not Verified	Full Detail	Edit
7	SHC Behroi	3515336513	Madhya Pradesh	Sagar	Banda	Banda	SubCentre	Not Confirmed and Not Verified	Full Detail	Edit

OR

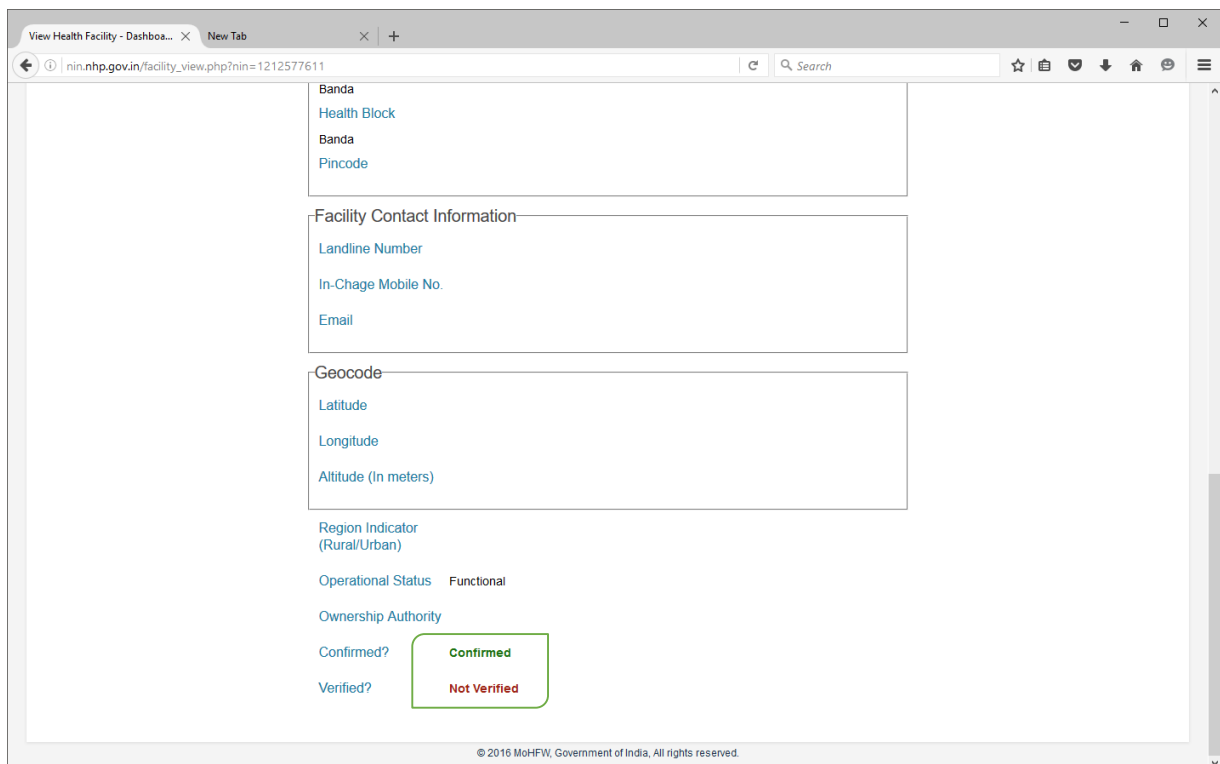
**Step 4:** Selection of **District** and **Taluka** can also be done by searching it by the **NIN Code**.

SrNo.	Facility Name	NIN-2-HFI	State	District	Taluka	Block	Facility Type	Status	View	Edit
1	SHC Naugaon	1231432558	Madhya Pradesh	Sagar	Bina		SubCentre	Not Confirmed and Not Verified	Full Detail	Edit

**Step 5:** District user will check and confirm the status of each facility. Check full details to **Confirm Health Facility**. The District user can also update and modify the Health facility attributes i.e. Name, Address, phone No., etc.



**Step 6:** On **Confirmation**, the status will be displayed in the status of each facility.



\*\*\*End of Document\*\*\*